

# LESSON FIVE

## “The Honest Adventure”



**WISE KIDS**  
**ADVENTURES**

By Enwealth 

For a better tomorrow

# FOREWORD

Wise Kids Adventures, our Bible-based Financial Literacy Programme, reflects Enwealth Foundation's commitment to holistic education that blends faith, financial wisdom, and character development. In a rapidly changing world, grounding children in biblical principles of stewardship and sound financial habits is essential.

This programme strengthens our Mission and Outreach Pillar by equipping children, educators, and communities with tools for long-term financial resilience. We are grateful to our partners, creative teams, and the Enwealth community for making this vision a reality as we continue empowering future generations with wisdom and purpose.

With gratitude,

Simon Wafubwa  
Managing Director  
Enwealth Financial Services



# TABLE OF CONTENTS

## LESSON FIVE “The Honest Adventure”

### **FACILITATOR’S GUIDE:**

Bible Verses, Lesson Overview, Preparation Tips, Teaching Tips, Song Idea, Follow-Up Ideas & Opening Prayer For Facilitators.

**PAGE 2 - 5**

### **LESSON PLAN:**


Lesson objectives, Materials Needed

**PAGE 6**

### **LESSON OUTLINE:**

Welcome and Introduction, Story Time: “The Honest Adventure”, Bible Verse and Discussion, Craft Activity, Game Time & Closing.

**PAGE 6 - 9**



# FACILITATOR'S GUIDE

## CENTRAL VERSE

**Matthew 5:13**

"You are the salt of the earth. But if the salt loses its saltiness, how can it be made salty again? It is no longer good for anything, except to be thrown out and trampled underfoot."

### SUPPORTING VERSES

- 1 Samuel 16:1-13
- 1 Samuel 17:1-58
- 2 Samuel 11-12
- Luke 19:1-10

### LESSON OVERVIEW

This lesson teaches children that God wants them to be honest, humble, courageous, and obedient, just like King David. It also emphasises that even when we make mistakes, God forgives us and helps us do better. Through the story of David and Zacchaeus, children will learn how to "add flavour" to the world by being kind, honest, and loving. The activities and games reinforce the idea of being "salt" in the world by spreading goodness and love.

## KEY CONCEPTS FOR FACILITATORS

### 1. SALT AS A METAPHOR

Just as salt adds flavour to food, our good actions and behaviour add "flavour" to the world.

### 2. HONESTY AND HUMILITY

Like David and Zacchaeus, we should strive to be honest and humble, even when it's hard.

### 3. COURAGE AND OBEDIENCE

David trusted and obeyed God, even when facing a giant like Goliath.

### 4. REDEMPTION AND FORGIVENESS

When we make mistakes, God forgives us and helps us do better.

## PREPARATION TIPS

### 1. VISUAL AIDS

Animation video and prepare a poster with the simplified version of Matthew 5:13.

### 2. MATERIALS NEEDED

- For the relay game: small cups of salt (or white sand), plastic spoons, and a large container.
- For salt painting: white cardstock, white glue, table salt, watercolour paint or food colouring, and paintbrushes.

### 3. PREPARE YOUR HEART

Reflect on the Bible verses and pray for the children to understand and embrace the lesson.

## TEACHING TIPS

### 1. KEEP IT SIMPLE

Use short sentences and repeat key phrases (e.g., “We are the salt of the earth!”). Break the lesson into small, manageable parts to hold their attention.

### 2. BE ENTHUSIASTIC

Use a cheerful tone, gestures, and facial expressions to engage the children. Celebrate their participation and efforts during the game and activities.

### 3. USE VISUALS AND PROPS

Show pictures or props during the Bible stories to help children visualise the characters and events.

### 4. ENCOURAGE PARTICIPATION

Ask simple questions and let the children share their thoughts. Praise their answers and efforts to build their confidence.

### 5. ADAPT AS NEEDED

If the children lose interest, shorten the activity or switch to something more engaging. Be flexible and follow their energy levels.

### 6. ENCOURAGE REFLECTION

After each activity, ask children how they can apply what they learned in their daily lives.

# SONG IDEA

You can use any song you know that helps the children remember the lesson, but here are a few ideas for a song you can use:

**“Salt and Light”**

**“Only a Boy Named David”**

**“Do to Others” (The Golden Rule Song)**

**(Sing together to begin and or end the lesson on a joyful note!)**



## FOLLOW UP IDEAS

Send home a small note for parents with the key lesson and a suggestion to have the children decorate the saltshaker at home so that they will be reminded of today's lesson.

You can show children the difference of food with flavour and food without salt as a flavour ... like popcorn.



## OPENING PRAYER FOR FACILITATORS

"Dear Heavenly Father, thank You for this time together to learn about being the salt of the earth. Help us to be honest, humble, courageous, and obedient, just like David and Zacchaeus. When we make mistakes, remind us of Your forgiveness and help us improve. Guide us as we teach these precious children to spread Your love and kindness in the world. May we all be salt and light for You. In Jesus' name, we pray. Amen."

# LESSON PLAN

**Bible Verse: Matthew 5:13 (Simplified: “You are the salt of the earth. But if the salt loses its saltiness, how can it be made salty again? It is no longer good for anything, except to be thrown out and trampled underfoot”)**

**Duration: 40-60 minutes**

## MATERIALS NEEDED

- **Visual aids** (video)
- For the relay game, you will need small cups of salt (or white sand), plastic spoons, and a large container.
- For salt painting, you will need white cardstock, white glue, table salt, watercolour paint or food colouring, and paintbrushes.
- A simplified version of Matthew 5:13 written on a poster or board.

## LESSON OBJECTIVES

1. Teach children that God wants us to be honest, humble, courageous and obedient, just like King David.
2. Help children understand that even when we make mistakes, God forgives us and helps us do better.
3. Encourage children to think of ways to “add flavour” to the world by being kind, honest, and loving.


## LESSON OUTLINE

### 1. WELCOME AND INTRODUCTION

- Greet the children warmly and gather them in a circle.
- Briefly introduce the topic: “Just like salt makes food taste better, God wants us to make the world a better place by being honest, kind, and loving. That’s why Jesus said we are like salt! Today, we’ll also learn about a man named David who loved God and tried to do what was right.”

### 2. STORY TIME!

- Tell the story (or watch the animated video) of “The Honest Adventure”, using simple language and gestures to keep the children engaged.
- **Ask questions:** What did Amara say about being honest?... Who was Zacchaeus, and what did he do wrong?... How did Zacchaeus change after meeting Jesus?... What animal would you want to see most at the Animal Park?... Have you ever told the truth even when it was hard? How did it feel?
- **After the story, emphasise the key message:** “We are the salt of the earth! Our relationship with God and our good behaviour because we are His children add good flavour to this world! God loves it when we make good choices.”



## ”THE HONEST ADVENTURE”

In a sunny village called Ona, where the trees danced in the breeze and children’s laughter filled the air, lived a bright and curious girl named Amara. She loved exploring with her family and best friend, Neema. One morning the two girls were playing with their dolls on the front porch when Amara’s big brother, Kofi, came running toward them with great excitement on his face.

“Guess what?” Kofi said excitedly. “Mum said we’re going on a trip to the Animal Park next week! We’ll see lions, monkeys, and even elephants!” Amara and Neema clapped their hands and jumped up and down. “Yay!” they cheered. Kofi added, “Mum said she’ll give us some money for snacks and souvenirs, but it won’t be a lot.”

Amara’s eyes grew wide. “What if we ask for more money?” she whispered to Neema. “We don’t have to tell my Mum how much we really need. Then we can buy extra candy and maybe some toys!” Kofi overheard this and frowned.

“No, Amara,” he said firmly. “That’s not honest. We should tell the truth.”

Amara felt a little embarrassed. She knew her big brother was right.

Neema thought for a moment and said, “Let’s trust your Mom.

She always knows what’s best for us.”

When they got home, Kofi told his mom what Amara had said. She knelt down and smiled at both of them. “Kofi, you were very courageous for telling the truth,” she said. “And Amara, it’s okay to sometimes feel unsure, but it’s important to be obedient and trust your parents.”

“That reminds me of a story in The Bible of a man named Zacchaeus”, said their dad smiling from the dining table. “Zacchaeus was a tax collector, that is someone who collects money for the government. He however took more money than he should from people. When Jesus came to town, Zacchaeus, being a short man, climbed a tree just to see Him. To his surprise, Jesus stopped, looked up, and said, “Zacchaeus, come down—I’m coming to your house today!” Touched by Jesus’ kindness, Zacchaeus welcomed Him gladly. After talking with Jesus, Zacchaeus became a changed man. He promised to give half his money to the poor and repay anyone he had cheated four times over. From that day on, his life was different—because one encounter with Jesus changed everything. Jesus was so happy that Zacchaeus decided to be honest and kind. Zacchaeus learned to be humble and make things right. This is called redemption—when we say sorry and try to do better.”


Amara’s mom smiled, “You see? Being honest, brave, humble and obedient makes Jesus happy and helps us grow into better people.” Amara thought for a moment. Then she said, “I’m sorry I wanted to be dishonest. I’ll tell the truth next time and trust Mama.” Amara’s mom hugged her. “That’s a brave girl!”

The following week, Amara, Neema, and Kofi went to the Animal Park. They saw lions roaring, monkeys swinging, and elephants spraying water with their trunks. They had just enough money for snacks and a small souvenir each. It was the best day ever! On the way home, Amara said to her big brother, “Thank you Kofi, I’m glad we were honest and trusted Mama. Today was so much fun!”

Neema smiled. “Me too! Being honest and brave is always the best adventure.”

Kofi held up his hands to give the girls each a high five!

From that day on, Amara always remembered telling the truth, just like Zacchaeus did.



### 3. BIBLE VERSE AND DISCUSSION

- **1 Samuel 16:1-13 David the Shepherd** (Humility): “David was a young boy who took care of sheep. Even though he was small, God chose him to be king because David had a good heart. God looks at our hearts, not how big or strong we are!”
- **1 Samuel 17:1-58 David and Goliath** (Obedience and Courage): “David trusted God and used a slingshot to defeat a giant named Goliath. He was brave because he knew God was with him!”
- **2 Samuel 11-12 David Makes a Mistake** (Dishonesty, Disobedience, yet Redemption, just like Zacchaeus): “When David became king, he made a big mistake. He did something wrong, but he said sorry to God, and God forgave him. God helps us when we make mistakes, too!”
- **Emphasise:** “David loved God and tried to do what was right. Even when he made mistakes, he asked God for help. We can do the same!”
- **Ask simple questions:** “Do you think David was big and strong, or did he have a good heart? What does God look at—our size or our heart?”  
“Goliath was a giant! Was David scared of him? What did David use to fight Goliath?”  
“Who helped David be brave? Can God help us be brave, too?”  
“When we make mistakes, how can we improve things?”

### 4. CRAFT ACTIVITY

#### Hands-On Activity: Salt Painting

**Objective:** To help children understand their role in the world as “salt”—spreading kindness, honesty, and love—through a creative and engaging art activity. This reinforces the lesson of being a positive influence, just like King David and Zacchaeus, by living with integrity and compassion.

##### Materials Needed:

- White cardstock or black paper
  - White glue
  - Table salt
- Watercolour paint or food colouring
  - Paintbrushes

##### Instructions:

- Give each child a piece of cardstock or black paper.
- Have them use white glue to draw a simple design or write the words “Be the Salt.”
  - Sprinkle table salt over the glue, making sure it sticks. Shake off any excess salt and let the design dry.
  - Once dry, provide watercolour paint or diluted food colouring.
- Show children how to gently dab the paint onto the salt-covered glue. The colours will spread beautifully, creating a unique, textured effect.
  - Allow the artwork to dry completely.

##### Tie-in with Lesson:

- Explain how salt adds flavour and preserves food, just as we bring goodness into the world when we choose honesty, kindness, and love.
  - Connect this to the story of Zacchaeus, who changed his ways and added “flavour” to his community by making things right.
- Discuss how King David, despite his mistakes, remained humble and sought to do what was right, showing courage and obedience.
  - Encourage children to reflect on how they can “be the salt” in their families, schools, and communities.

## 5. GAME

### “Pass the Salt”

**Objective:** It is a fun relay-style game that teaches teamwork and the importance of being “salt” in the world.

**Set Up:**

- Small cups of salt (or white sand)
- Plastic spoons
- A large empty container (like a bowl or bucket)

**Play the Game:**

Divide the children into two or more teams. Place a starting line with a bowl of salt for each team. Each child takes turns scooping salt with a spoon and carefully walking to pour it into the team’s big container. The first team to fill their container (or the one with the most salt after a set time) wins!

**Lesson Tie-In:**

- The salt represents goodness, kindness, and love.
- When we work together and share our salt (kindness), we make the world a better place.
- If we spill the salt (make mistakes), it’s okay—we can try again!

## 6. CLOSING

- Gather the children back in a circle.
- Summarise the lesson: “God wants us to be honest, humble, and obedient, just like David. Even when we make mistakes, God forgives us and helps us do better. We can “add flavour” to the world by sharing God’s love with others.”
- Sing a song!
- Pray together: “Dear God, thank You for teaching us to be like salt and to learn from David. Help us to be honest, kind, and loving so we can make the world a better place. We love You! Amen.”





# WISE KIDS ADVENTURES

By Enwealth   
For a better tomorrow

[www.wisekidsadventures.org](http://www.wisekidsadventures.org)